



# IT'S TIME TO CELEBRATE!

**Gift giving and account pre-funding are quick and easy with a PS Salon & Spa Celebration Account!**

Celebration Accounts allow residents, families and friends to easily manage payment options, prefund the account, and, for the first time, earn rewards in the salon!

Residents can easily add funds to their account either online or in the salon and earn exclusive rewards with each salon visit! And because our residents are extra special, we'll also add a special gift to your account to celebrate your birthday!

Family and friends can easily purchase salon and spa gifts in any dollar amount and every gift is immediately available in our salon at your community. Add additional funds any time for the peace of mind and joy of providing your loved one with the services they love!

**Join the celebration today! Visit [www.salonps.com/celebrate](http://www.salonps.com/celebrate)**



## **CELEBRATE CONVENIENCE**

Easily manage your account, prefund for added convenience and save information for future purchases



## **CELEBRATE BIRTHDAYS**

PS will recognize the resident's birthday with a special gift from the salon



## **CELEBRATE MORE**

Receive rewards and promotions available exclusively to PS Celebration Account holder

# WELCOME TO YOUR CELEBRATION ACCOUNT

## Your How To Guide

[www.salonps.com/celebrate](http://www.salonps.com/celebrate)

### FOR FAMILY AND FRIENDS

1

In the “Family/Friend” section, click on **Register**.

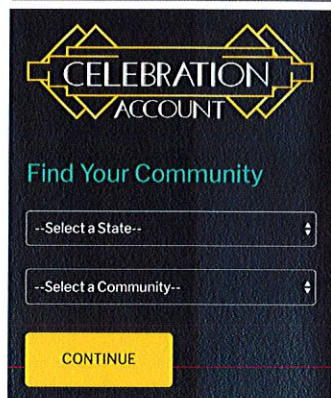
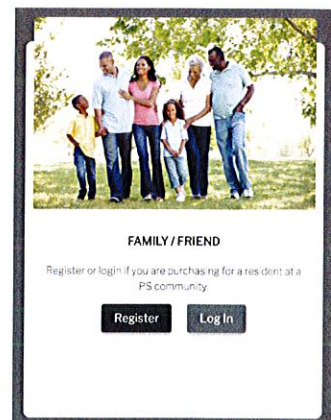
**NOTE:** If you have previously set up a PS Shop user name and password, you can click log in under “Family/Friend” and access Celebration Accounts using the same credentials

2

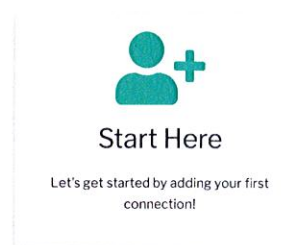
Select the **State** and **Community** you wish to set up an account in from the drop down. Complete the form with your contact details and create a password.

3

Select **Start Here** to connect with your loved one by supplying their contact details and add funds to an account. Our PS Pro at the community will connect your purchase with your loved one’s Celebration Account.



ONCE THE CONNECTION IS MADE, ALL REFILLS WILL GO DIRECTLY INTO YOUR LOVED ONE’S ACCOUNT!



### FOR RESIDENTS

1


To set up your Celebration Account, stop by your PS Salon & Spa.

2

Once your account has been created in the salon, you can log in from anywhere! Click Log In under the “Community Resident” section.

3

Once logged in, you’ll be able to view all of your available funds, invite family and friends to connect with you, add funds yourself and manage your payment options!



HAPPY CELEBRATING!